



# Postcards from the Past 5/5

Download, print, cut on dotted lines  
then follow activity instructions on UMA card



A blank postcard template with a vertical dotted line on the left side. On the right side, there is a box labeled "Place Stamp Here" and four horizontal lines for writing.

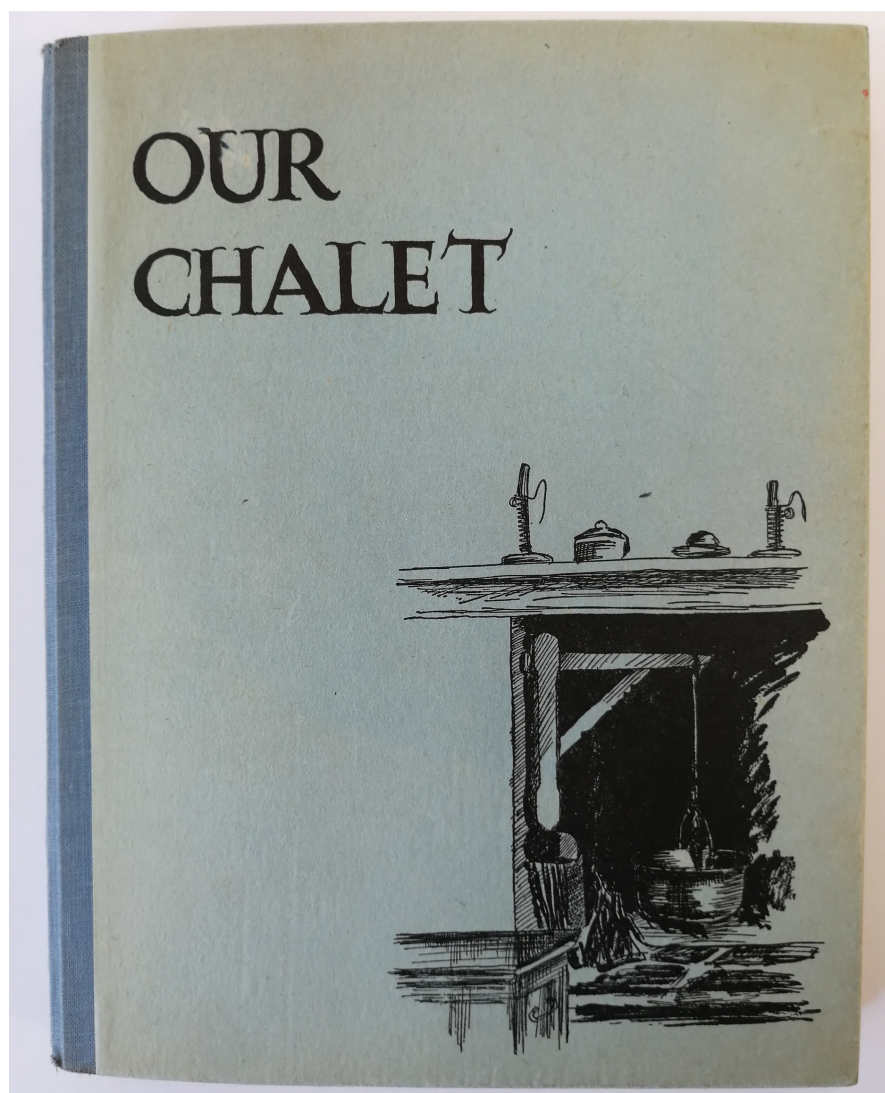


A blank postcard template with a vertical dotted line on the left side. On the right side, there is a box labeled "Place Stamp Here" and four horizontal lines for writing.

Postcard blanks to write your own!

# Postcards from the Past 4/5

Download, print, cut on dotted lines  
then follow activity instructions on UMA card



Postcard from Our Chalet logbook 1960s



# Postcards from the Past 3/5

Download, print, cut on dotted lines  
then follow activity instructions on UMA card





# Postcards from the Past 2/5

Download, print, cut on dotted lines  
then follow activity instructions on UMA card



Postcard from Sea Rangers Logbook SRS Indomitable 1953



# Postcards from the Past 1/5

Download, print, cut on dotted lines  
then follow activity instructions on UMA card

CAMP AT BLACKLANDS FARM — AUGUST 1961



Early in the morning on the 29<sup>th</sup> July a coach packed full of Girl Guides and kit set off for Blacklands Farm. The weather was fine as we travelled on all the way. After stopping in Epping Forests for lunch, we went quickly and we arrived at East Grinstead at 3.30 pm.

In no time at all the tents were up and the fire was burning with a lovely smell of soup wafting over the camp. After doing our chores we thankfully rolled down into bed and some time after Captains silence whistle we fell asleep.

On Sunday evening after a day of hard work and exploration of the woods surrounding the camp, we attended church service in the "Barn". We were